

Yap (FSM) (1995)

Pohnpei (FSM) (2012)

Palau (2011)

Republic of the  
Marshall Islands (2018)

Kosrae (FSM) (1991)

Kiribati (2005)

# OCEANIA & CARIBBEAN

0.53 million have access to DRS



<i>State</i>	<i>Population 2019</i>	<i>Mandate Enacted</i>	<i>Mandate Implemented</i>
Barbados	285,000	Unknown	1986
Kiribati	115,800	2004	2005
Kosrae (FSM)	6,600	1991 (Cans), 2007 (Plastic, Glass, Cans)	1991
Palau	21,700	2006	2011
Pohnpei (FSM)	36,000	2011	2012
Republic of the Marshall Islands	58,400	2016	2018
Yap (FSM)	11,400	1995 (Cans), 2009 (Plastic, Glass)	1995

# BARBADOS

Population: 285,000

Website: Not available

## LEGISLATIVE FRAMEWORK

---

**Mandate:** Returnable Containers Act  
**Enacted:** Unknown  
**Implemented:** 1986  
**Last updated:** In the process of being amended  
**Authority:** Ministry of the Environment and Drainage  
**Targets:** None

## PROGRAM SCOPE

---

**Material:**  
Plastic, glass, metal

**Beverage type:**  
**Containers  $\leq$  3.8 L (1 gal):**  
Carbonated and non-carbonated soft drinks, mineral water, soda water, beer and malt beverages

**Excluded:**  
Milk, some types of water, wine and spirits

## DEPOSITS AND FEES

---

**Deposit initiator:**  
Producer/Distributor/Importer

**Deposit value:**  
Glass: USD\$ 0.20  
Other containers: USD\$ 0.10

**Unredeemed deposits:**  
Unknown

---

**Handling fees (2020):**  
20% of the redemption value is paid to retailers or redemption centers

## SYSTEM OPERATOR

---

***Clearing system:***

Unknown

***System operator & administrator:***

Unknown

***System finance:***

Unknown

## REDEMPTION SYSTEM

---

***Return-to-Retail/Redemption Center:***

Retailers are required to accept any empty beverage container of the design, shape, size, colour, composition and brand sold by the retailer

***Material owner:***

Unknown

## SYSTEM RESULTS

---

*Not available*

## MONEY MATERIAL FLOW

---

*Not available*

# KIRIBATI

Population: 115,800

Website: Not available



## LEGISLATIVE FRAMEWORK

---

**Mandate:** The Special Fund (Waste Materials Recovery) Act  
**Enacted:** 2004  
**Implemented:** 2005  
**Authority:** Ministry of Environment  
**Targets:** None

## PROGRAM SCOPE

---

**Material:**  
Aluminum, plastic (PET)

**Beverage type:**  
Beer, soft drink, water

**Excluded:**  
Milk

## DEPOSITS AND FEES

---

**Deposit initiator:**  
Importer

**Deposit/refund value:**  
AUD\$ 0.05 (€ 0.03, USD\$ 0.04)  
(AUD\$ 0.04 returned to the consumer)

**Unredeemed deposits:**  
State government (10% of levy moneys are retained to fund the scheme and provide recycling infrastructure)

**Handling fees (2020):**  
None (there is technically no handling fee, however AUD\$ 0.01 (€ 0.01, USD\$ 0.01)/container (the non-refundable portion of the deposit) is retained by Kiribati Recycling for operating costs)

## SYSTEM OPERATOR

### Clearing system:

Centralized

### System operator & administrator:

Kiribati Recycling

### System finance:

Material revenues, non-refundable portion of deposits

## REDEMPTION SYSTEM

### Return to Depot Community:

Recycling drop-off facilities are located at Bonriki, Bikenibeu, Teoraareke, and Bairiki (South Tarawa only)

### Material owner:

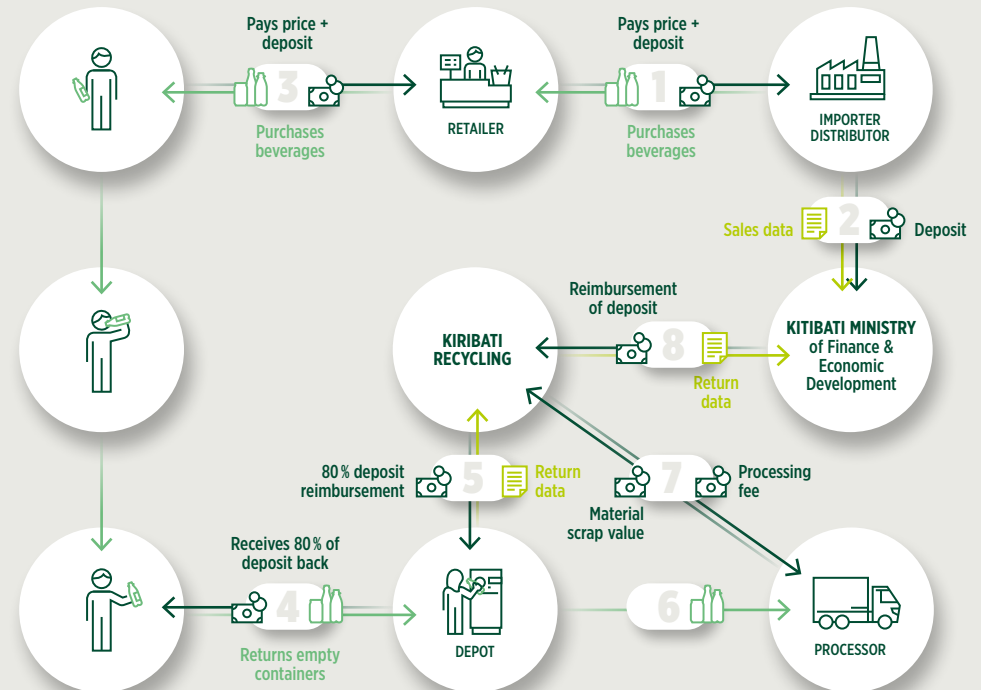
System operator (Kiribati Recycling)

## SYSTEM RESULTS (2018)

Aluminum	> 90%
PET	< 50%

Total Return Rate: *Not available*

## MONEY MATERIAL FLOW



# KOSRAE

## FEDERATED STATES OF MICRONESIA

Population: 6,600

Website: Not available



## LEGISLATIVE FRAMEWORK

---

**Mandate:** Recycling Program Regulation  
**Enacted:** 1991 (aluminum only)  
**Implemented:** 1991  
**Last updated:** 2007 (expanded to include glass and plastic)  
**Authority:** Kosrae State Government  
**Targets:** None

## PROGRAM SCOPE

---

**Material:**  
Aluminum, plastic (PET), glass

**Beverage type:**  
All

**Excluded:**  
None

## DEPOSITS AND FEES

---

**Deposit initiator:**  
Importers

**Deposit value:**  
USD\$ 0.06 (\$ 0.05 returned to consumer)

**Unredeemed deposits:**  
Recycling Fund (a Fund of the Treasury with the Kosrae State Government)

---

**Handling fees (2020):**  
None (there is technically no handling fee, however USD\$ 0.01/ container (the non-refundable portion of the deposit) is retained by the system operator for operating costs)

## SYSTEM OPERATOR

### Clearing system:

Centralized

### System operator & administrator:

Micronesian Eco Corporation

### System finance:

Material revenues, non-refundable portion of deposits

## REDEMPTION SYSTEM

### Return to Redemption Center:


One redemption center

### Material owner:

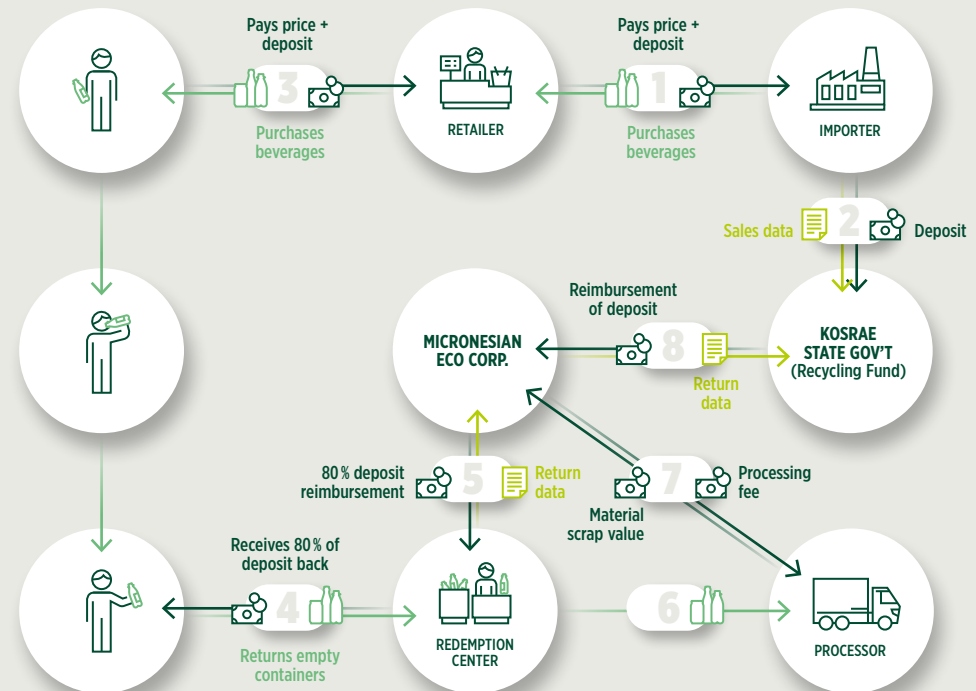
System operator (Micronesian Eco Corporation)

## SYSTEM RESULTS (2017)

Total Return Rate: 86%



## MONEY MATERIAL FLOW





# PALAU

Population: 21,700

Website: [www.kororstategov.com/swmo/beverage.html](http://www.kororstategov.com/swmo/beverage.html)

## LEGISLATIVE FRAMEWORK

---

<b>Mandate:</b>	The Republic of Palau Public Law No. 7-24, Beverage Container Recycling Regulations
<b>Enacted:</b>	2006
<b>Implemented:</b>	2011
<b>Last updated:</b>	2019
<b>Authority:</b>	Ministry of Public Infrastructure, Industries and Commerce & Ministry of Finance
<b>Targets:</b>	None

## PROGRAM SCOPE

---

**Material:**  
Glass, plastic (PET, HDPE), metal (aluminum, steel)

**Beverage type:**  
Beer, ale, or other drink produced by fermenting malt; mixed spirits; mixed wine; tea and coffee drinks, regardless of dairy-derived product content; soda; non-carbonated water; all non-alcohol drinks

**Excluded:**  
Liquids which are: a syrup, in a concentrated form, or typically added as a minor flavoring ingredient, such as extracts; liquid which is ingested for medicinal purposes only; liquid that is designed and consumed only as a nutritional supplement and not as a beverage; products frozen at the time of sale to the consumer; products designed to be consumed in a frozen state; instant drink powders; milk and other dairy-derived products

## DEPOSITS AND FEES

---

**Deposit initiator:**  
Distributor

**Deposit/refund value:**  
USD\$ 0.10 (USD\$ 0.05 returned to consumer)

**Unredeemed deposits:**  
Koror State Government

---

**Handling fees (2020):**  
None (there is technically no handling fee, however USD\$ 0.025/container of the non-refundable portion of deposits goes to the redemption centers and USD\$ 0.025/container to the national government for administrative costs)

## SYSTEM OPERATOR

### Clearing system:

Centralized

### System operator & administrator:

Koror State Government and BGSB Redemption Center  
(private company)

### System finance:

Material revenues, non-refundable portion of deposits

## REDEMPTION SYSTEM

### Return to Redemption Center:


There are two redemption centers in operation

### Material owner:

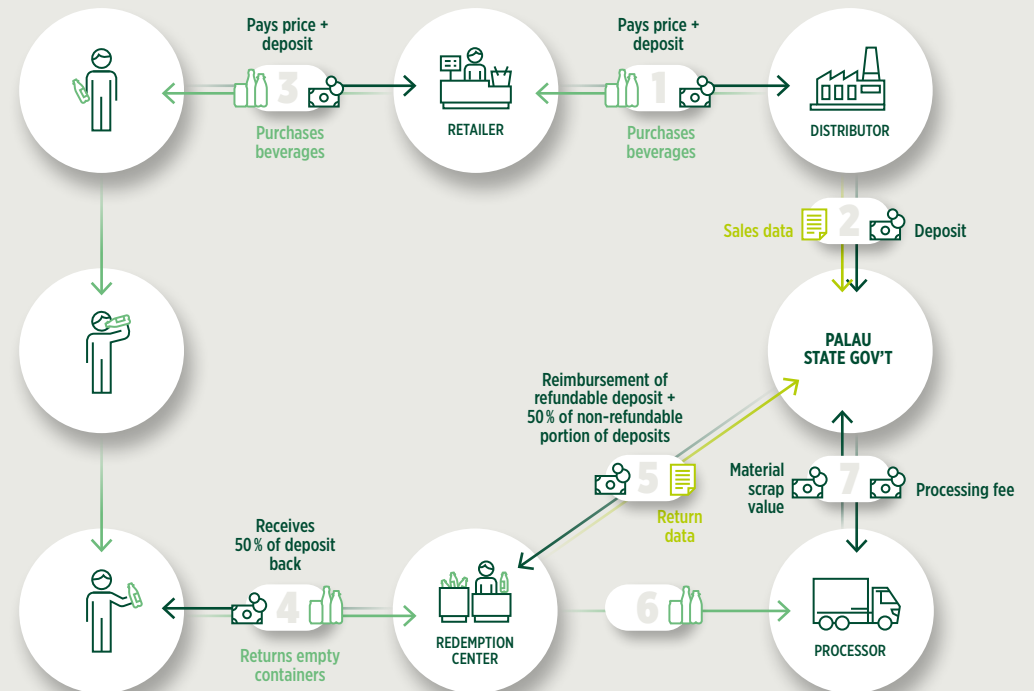
National government

## SYSTEM RESULTS (2018)

Total Return Rate: 90.3 %



## MONEY MATERIAL FLOW



# POHNPEI

## FEDERATED STATES OF MICRONESIA

Population: 36,000

Website: Not available



## LEGISLATIVE FRAMEWORK

---

**Mandate:** Recycling Program Regulation

**Enacted:** 2011

**Implemented:** 2012

**Last updated:** 2016

**Authority:** Pohnpei State Government

**Targets:** None

## PROGRAM SCOPE

---

**Material:**

Aluminum

**Beverage type:**

All

**Excluded:**

None

## DEPOSITS AND FEES

---

**Deposit initiator:**

Importers

**Deposit/refund value:**

USD \$0.06 (USD\$ 0.05 returned to consumer)

**Unredeemed deposits:**

Recycling Fund

(a Fund of the Treasury with the Pohnpei State Government)

**Handling fees (2020):**

None (there is technically no handling fee, however USD\$ 0.01/ container (the non-refundable portion of the deposit) is retained by the system operator for operating costs)

## SYSTEM OPERATOR

### Clearing system:

Centralized

### System operator & administrator:

Pohnpei State Environmental Protection Authority

### System finance:

Material revenues, unredeemed deposits, non-refundable portion of deposits

## REDEMPTION SYSTEM

### Return to Redemption Center:


Two collection points (one in Kolonia Town operated by the Kolonia Town Government (KTG) and one in Madolenihmw operated by Madolenihmw Municipal Government (MMG))

### Material owner:

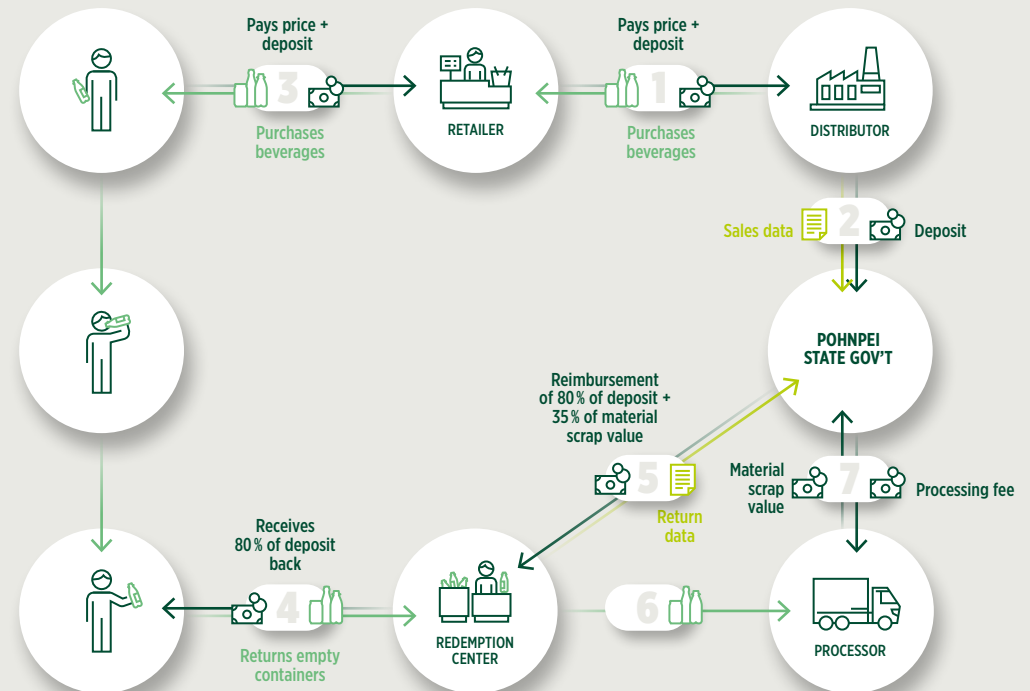
System operator (Pohnpei State Environmental Protection Authority), but KTG and MMG receive 35% of revenues from the sale of cans, split pro rata based on what was received at each collection point. KTG crushes cans for shipping and receives an additional 15% of the value of the cans for doing this.

## SYSTEM RESULTS (2017)

Total Return Rate: Estimated at 60%



## MONEY MATERIAL FLOW



# REPUBLIC OF THE MARSHALL ISLANDS

Population: 58,400

Website: Not available



## LEGISLATIVE FRAMEWORK

---

**Mandate:** Recycling Program Regulation  
**Enacted:** 2016  
**Implemented:** 2018  
**Authority:** Environmental Protection Authority  
**Targets:** None

## PROGRAM SCOPE

---

**Material:**  
Aluminum, plastic (PET), glass

**Beverage type:**  
**Containers ≤ 32 fl oz. (0.24 gal, 909 ml):**  
All

**Excluded:**  
Milk

## DEPOSITS AND FEES

---

**Deposit initiator:**  
Importers/Distributors

**Deposit/refund value:**  
USD\$ 0.06 (USD\$ 0.05 returned to consumer)

**Unredeemed deposits:**  
Recycling Fund  
(a Fund of the Treasury with the Republic of the Marshall Islands Government)

---

**Handling fees (2020):**  
None (there is technically no handling fee, however USD\$ 0.01/ container (the non-refundable portion of the deposit) is retained by the system operator for operating costs)

## SYSTEM OPERATOR

### Clearing system:

Centralized

### System operator & administrator:

Majuro Atoll Waste Company (state-owned enterprise)

### System finance:

Material revenues, non-refundable portion of deposits

## REDEMPTION SYSTEM

### Return to Redemption Center:

One location in Batkan, Majuro


### Material owner:

System operator (Majuro Atoll Waste Company)

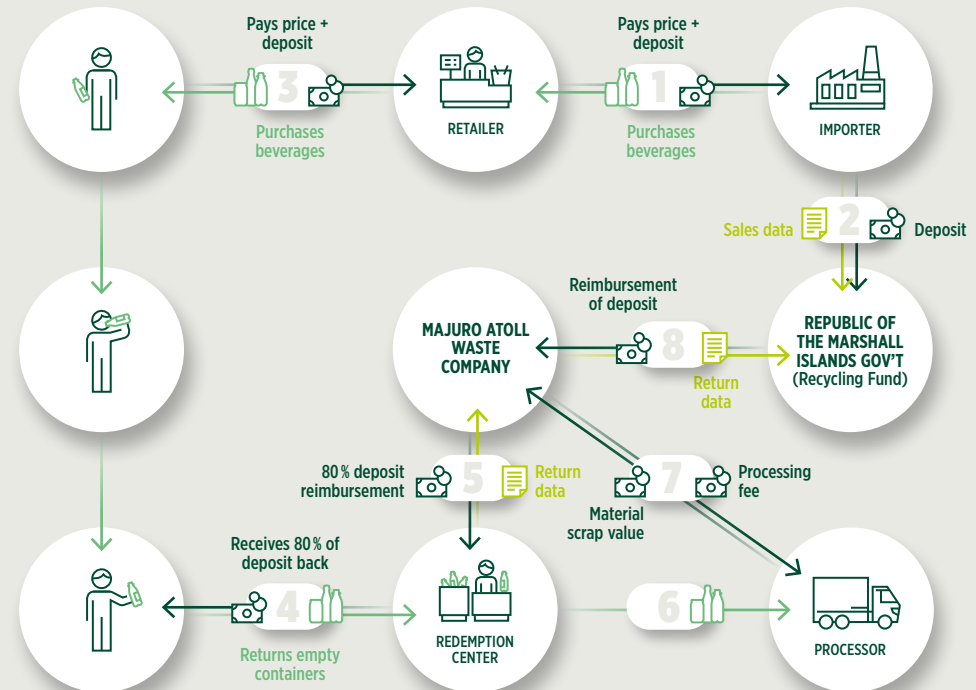
## SYSTEM RESULTS (2018)

### Total Return Rate:

Estimated to be around 85%



## MONEY MATERIAL FLOW



# YAP

## FEDERATED STATES OF MICRONESIA

Population: 11,400

Website: Not available



## LEGISLATIVE FRAMEWORK

---

**Mandate:** Recycling Program Regulation  
**Enacted:** 1995 (aluminum only)  
**Implemented:** 1995  
**Last updated:** 2009 (expanded to include glass and plastic)  
**Authority:** Yap State Government  
**Targets:** None

## PROGRAM SCOPE

---

**Material:**  
Aluminum, plastic (PET), glass

**Beverage type:**  
All

**Excluded:**  
None

## DEPOSITS AND FEES

---

**Deposit initiator:**  
Importer

**Deposit/refund value:**  
USD\$ 0.06 (USD\$ 0.05 returned to consumer)

**Unredeemed deposits:**  
Recycling Fund (a Fund of the Treasury with the Yap State Government)

---

**Handling fees (2020):**  
None (there is technically no handling fee, however USD\$ 0.01/ container (the non-refundable portion of the deposit) is retained by the system operator for operating costs)

## SYSTEM OPERATOR

### Clearing system:

Centralized

### System operator & administrator:

Island Paradise Co Ltd.

### System finance:

Material revenues, non-refundable portion of deposits

## REDEMPTION SYSTEM

### Return to Redemption Center:

One redemption center

### Material owner:

System operator (Island Paradise Co Ltd.)

## SYSTEM RESULTS

Not available

## MONEY MATERIAL FLOW

