



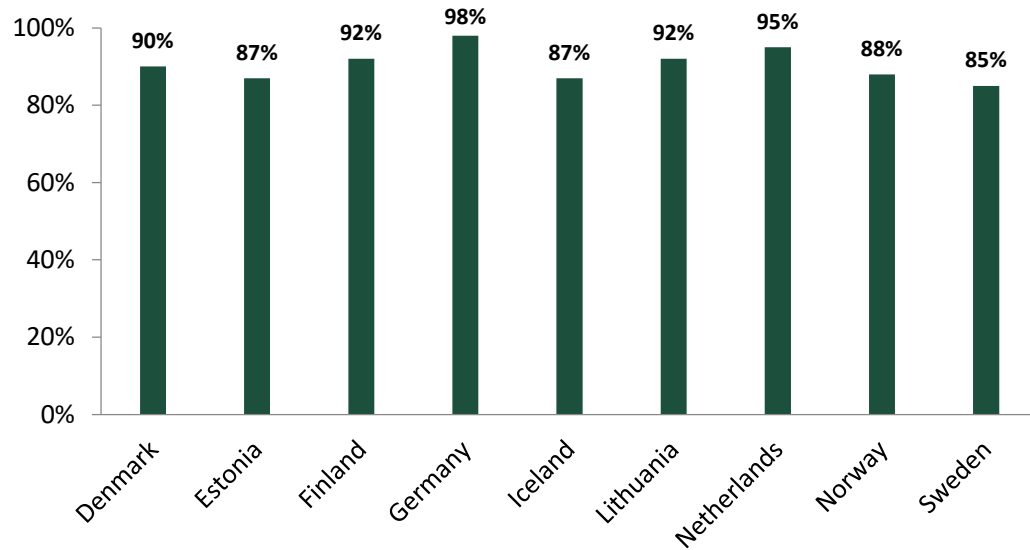
Deposit systems for beverage containers in Europe

Anna Larsson, Director, Circular Economy - Europe

Why deposit?

Deposit systems for beverage containers result with **high collection rates** as well as high **quality material recycling**.

In some countries, thanks to deposit systems, **loop of PET is already closed**.



The collection rates of the beverage packaging subject to the deposit system are over 85%. This is why many countries have already implemented the deposit system. Also the Single Use Plastic Directive recommends deposit schemes to tackle the challenge of the plastic pollution.



RETURPACK

Teknisk specifikation och märkningsmanual

Metall- och plastförpackningar



PET BOTTLES

NO	YES
CAP Thermoset PS PVC Metal	CAP HDPE PP
LINER MATERIAL AND ADDITIONAL SEALING PVC Metal Silicone	LINER MATERIAL AND ADDITIONAL SEALING PE EVA
BOTTLE Other than A-PET	BOTTLE A-PET
BARRIER Coating Scavengers Additives	BARRIER Glaskin Bestpet
LABEL & GLUE PVC PET OPS Self-adhesives (under conditions) Hot-Melt Heavy metal inks	LABEL & GLUE Paper OPP Density lower than 1 Water solvent glue (60°C) Recyclable HotMelt



The operators of the deposit systems allow the packaging specifications that ensure most optimal recycling for the purposes of closed loop recycling. The containers in deposit systems are eco-designed for food grade quality which ensures high sales prices securing lower producers' fees.

Results from household waste collection



PRYLARNAS PRIS

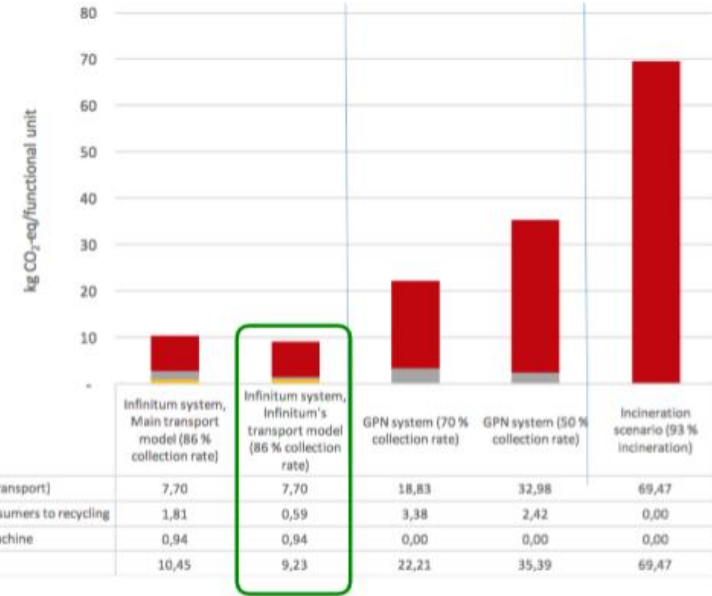
80 procent av plastförpackningarna eldas upp

80% plastic packaging put to Swedish market are incenerated.. In spite of the fact that collection level is 40%.
(The above does not apply to plastic packaging in deposit systems)

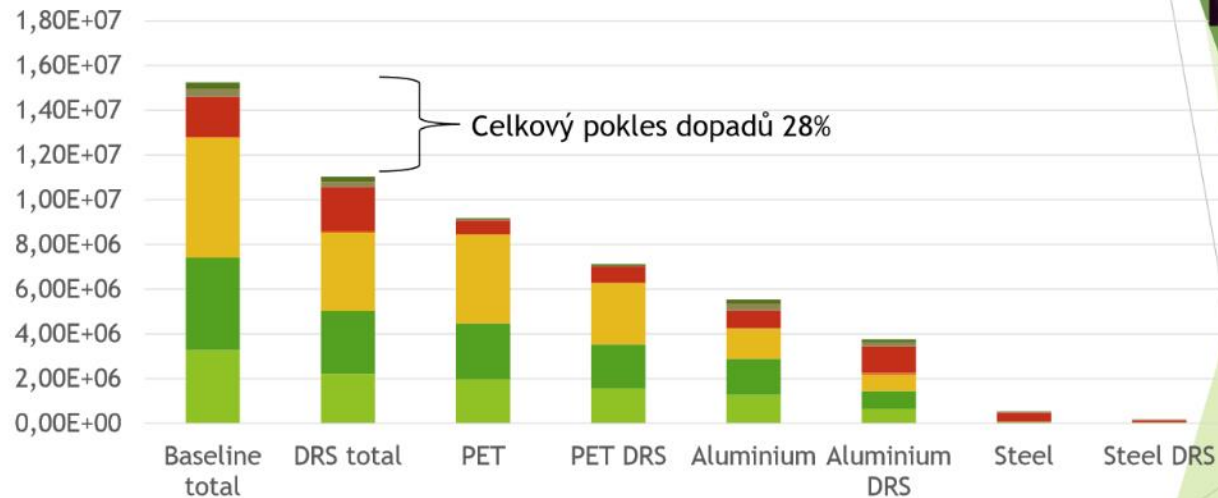


Based on the mas flow analysis, the recycling of PET bottles in Belgium is .. only 29%

CO₂



Srovnání nezálohového a zálohového systému



DEPOSIT SYSTEMS

IN EUROPEAN COUNTRIES



Sweden

1984



Iceland

1989



Finland

1996



Norway

1999



Denmark

2002



Germany

2003



Estonia

2005



Holland

2005



Croatia

2006



Lithuania

2016



Malta

2020



Belarus

2020



Scotland

2021



Portugal

2022



Romania

2022



Slovakia

2022



Latvia

2022



Turkey

2023



England

2023/24



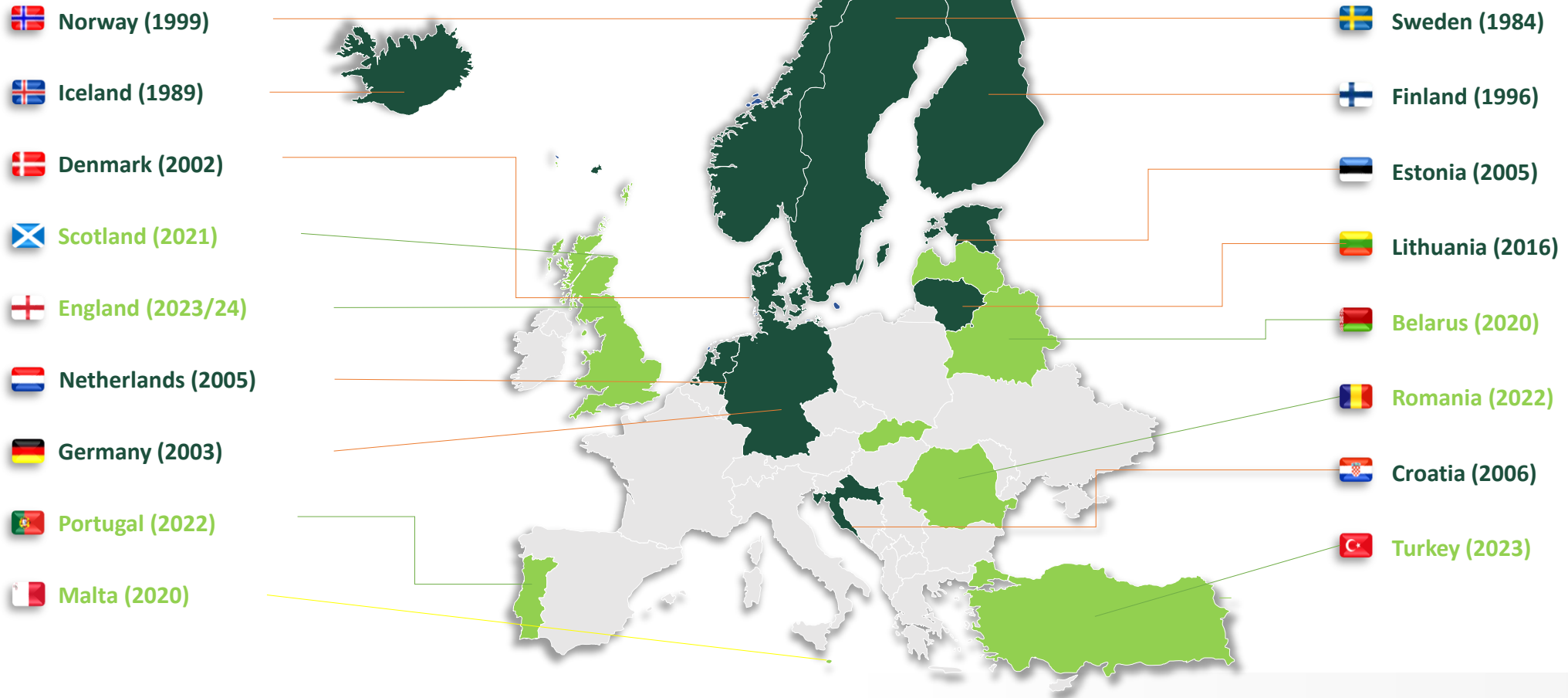
WHO IS NEXT?



DRS in Europe



Deposit systems implemented and planned



Deposit systems in Europe



Centralized clearing	Island	Croatia	Sweden	Norway	Finland	Lithuania	Estonia	Denmark	Holland	Germany	Decentralized
System management by producers	Island	Holland	Sweden	Norway	Finland	Lithuania	Estonia	Denmark ¹	Croatia		State operator
Return to retail	Germany	Croatia	Sweden	Norway	Finland	Lithuania	Estonia	Denmark	Holland	Island	Redemption centre
EAN code²	Island	Germany	Sweden	Norway	Finland	Lithuania	Estonia	Denmark	Holland ³	Croatia	Tonnage
Obligatory by law	Island	Germany	Sweden	Croatia	Holland	Lithuania	Estonia	Denmark	Finland	Norway	Fee for not collected package unit

1 upon public procurement

2 reporting on put to market and information on collected packages are based on EAN code identification

3 in border areas



Packaging types in the European systems



Country	Plastic	Metal	Glass
Croatia	•	•	•
Denmark	•	•	•
Estonia	•	•	•
Finland	•	•	•
Germany	•	•	•
Island	•	•	•
Lithuania	•	•	•
Holand	•		
Norway	•	•	
Sweden	•	•	

Product in the deposit systems



	Croatia	Denmark	Estonia	Finland	Germany	Island	Lithuania	Holand	Norway	Sweden
water (still, sparkling)	•	•	•	•	•	•	•	•	•	•
soft drinks	•	•	•	•	•	•	•	•	•	•
juices and nectars	•		•	•		•	•		•	
beer	•	•	•	•	•	•	•		•	•
cider	•	•	•	•	•	•	•		•	•
alcohol beverages	•	<10%	<6%	•	•	•	•		•	•
wines	•			•		•	in PET		•	
liqueurs	•			•		•			•	
spirits				•						
milk	<0,2l									

