

FACT SHEET

# Mixed deposit return systems: An overview

April 2026



# What is a mixed DRS?

A **mixed DRS** is not a single prescriptive model, but a *principle of system integration*. It aligns deposit systems for single-use and refillable containers through shared collection infrastructure, with or without a common organisational framework such as a central system operator.

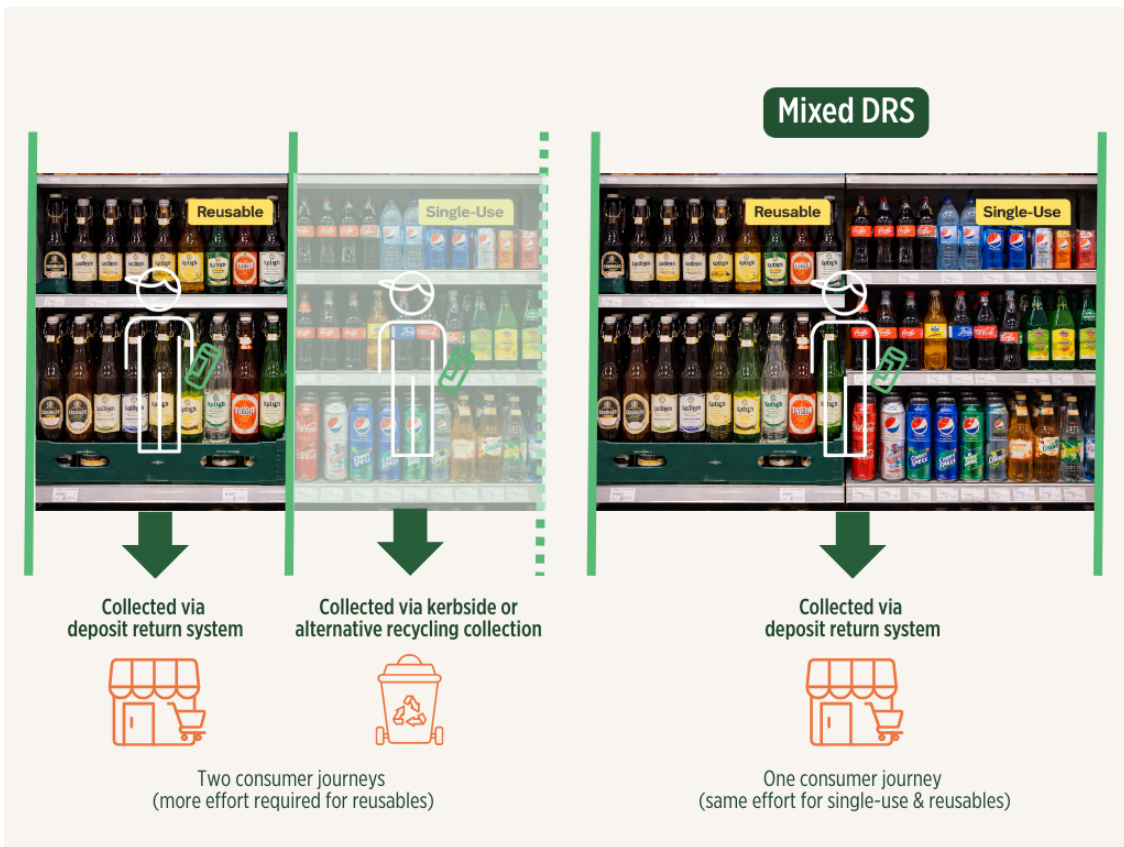


Figure 1 Consumer journeys under separate versus mixed DRS collection models. Left: reusable containers are returned through a DRS while single-use containers are collected via kerbside or other systems, requiring two consumer journeys and greater overall effort for reusables. Right: a mixed DRS captures both reusable and single-use containers within one system, simplifying participation and aligning effort across container types.

Although single-use and reusable containers follow different end-of-life pathways (recycling for single-use packaging and washing and refilling for reusables), the core mechanism is the same. Containers are placed on the market with a deposit that is refunded upon return, creating a strong financial incentive for recovery.

At its core, a mixed DRS reflects the role of reuse as the most advanced application of extended producer responsibility (EPR), treating packaging not as waste, but as a managed asset that retains economic and functional value across multiple use cycles.

A mixed DRS is an **integrated framework** that enables consumers to return both single-use and reusable beverage containers through the **same collection infrastructure**.



Figure 2 Integration of single-use and refillable deposit containers in a mixed DRS

## Global approaches to integrating reuse in a DRS

Globally, reuse is integrated into deposit systems through three broad approaches, reflecting different legal and institutional arrangements:

- Voluntary DRS for reusable containers only, with no DRS for single-use containers:** Reusable containers are managed exclusively through voluntary deposit return schemes operated by producers or industry associations, while single-use containers are collected for recycling through kerbside systems, bring sites, or other channels, or are otherwise disposed of or littered. These schemes typically cover reusable bottles used in HORECA or retail channels. *Examples: Belgium, Czech Republic, France, Italy, Slovenia, Manitoba (Canada)*
- Mandatory DRS for single-use containers, alongside voluntary, producer-managed reuse systems:** Single-use containers are covered by a mandatory DRS, while reusable bottles are collected through private, voluntary schemes managed by producers or industry associations. *Examples: Austria, Germany, the Netherlands, Oregon (US), Romania, Slovakia, Sweden*
- Mandatory DRS covering both single-use and reusable containers, supported by legislation or binding agreements:** Both single-use and reusable beverage containers are included in a DRS that is mandatory for producers. Participation in the single-use DRS is generally required by legislation, though in some cases (such as Finland) alternative policy instruments, like environmental taxes, effectively compel producers to join. Reusable containers may be included through legislative requirements (e.g. Denmark, Poland [by 2028]) or binding industry agreements, as seen in Ontario and Quebec.

The latter two approaches (visualised in Figure 3) represent forms of a **mixed DRS**, as they allow consumers to return both single-use and reusable containers through shared collection infrastructure, such as common return points and/or reverse vending machines, even where legal responsibilities or system operators differ.

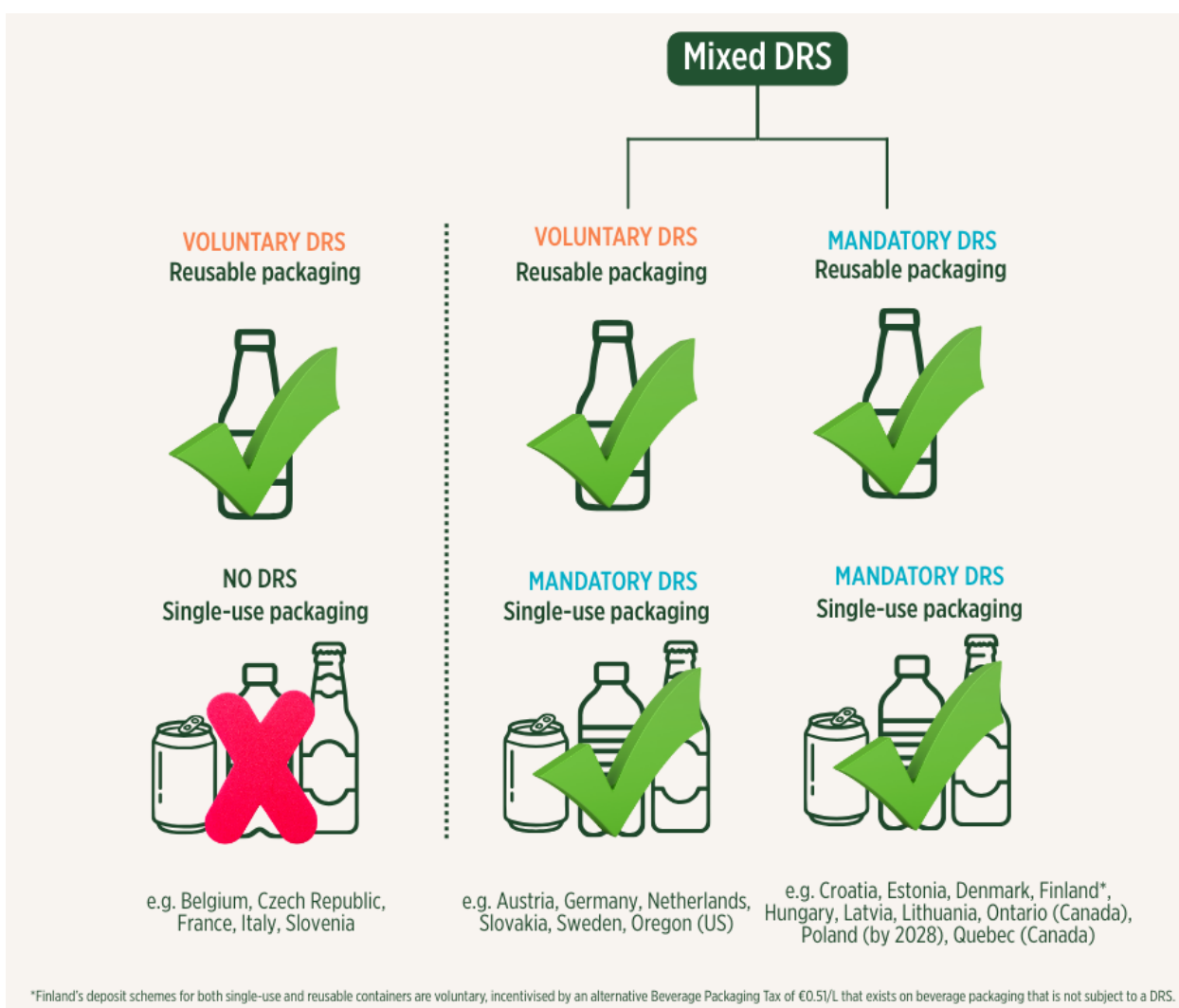


Figure 3 Three broad approaches to integrating reusable containers in a DRS

## Understanding differences in mixed DRS: two key operational functions

While mixed DRS are often described using broad labels such as "centralised" or "decentralised," these terms can obscure a more important point: there is no single model of integration.

Instead, the degree to which reuse and single-use containers are integrated within a mixed DRS depends primarily on how two core DRS functions are organised. Each function can operate along a spectrum from decentralised to centralised, and systems often combine elements of both.

The two key operational functions are:

- Governance, administration, and reporting:** This concerns how the system functions institutionally and in terms of information and financial management. It includes how producers are registered, how containers placed on the market and returned are tracked, how deposits and other fees (e.g. producer fees, handling fees) are cleared, and how system performance and compliance are monitored. In more centralised arrangements, a single system operator manages reporting, financial clearing, and oversight across both single-use and reusable streams. In more decentralised arrangements, these responsibilities may be divided among multiple operators, producer groups, or industry consortia, particularly for reusable containers. The degree of centralisation strongly influences transparency, administrative efficiency, compliance oversight, and the overall coherence of the system.
- Organisation of transport and reverse logistics:** The other key operational function concerns the physical movement and handling of containers after collection, including transport, sorting, processing, washing (for reusables), and redistribution. For single-use containers, reverse logistics are typically coordinated through a central system operator responsible for contracting transport, counting, sorting, and directing materials to recycling. Notable exceptions are Germany and Poland, where the single-use DRS operates through a more decentralised clearing model with multiple system operators. For reusable containers, responsibility for reverse logistics always ultimately rests with producers, as containers must be returned for washing and refilling. However, the degree of coordination varies. In some systems, especially where standard bottle formats are used, transport, sorting, and washing flows can be organised in a more centralised or shared way, allowing multiple producers to use common infrastructure. In other cases, particularly where bottles are non-standard, logistics remain highly decentralised, with producer-specific sorting and return flows.

Figures 4 and 5 illustrate these two operational functions and how different combinations of centralisation and decentralisation shape real-world mixed DRS designs.

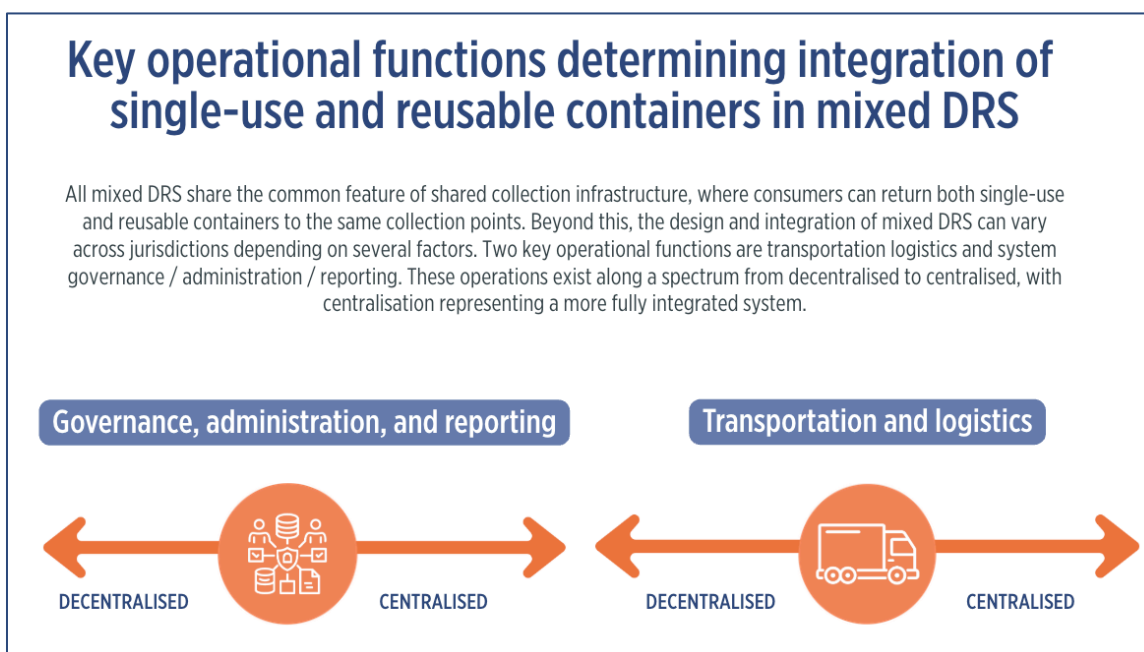


Figure 4 Key operational functions determining level of integration of single-use and reusable containers in mixed DRS

Understanding these two operational functions helps explain why systems that appear similar at the point of return can function very differently behind the scenes, and why policy discussions should focus less on labels and more on how core DRS functions are organised in practice.

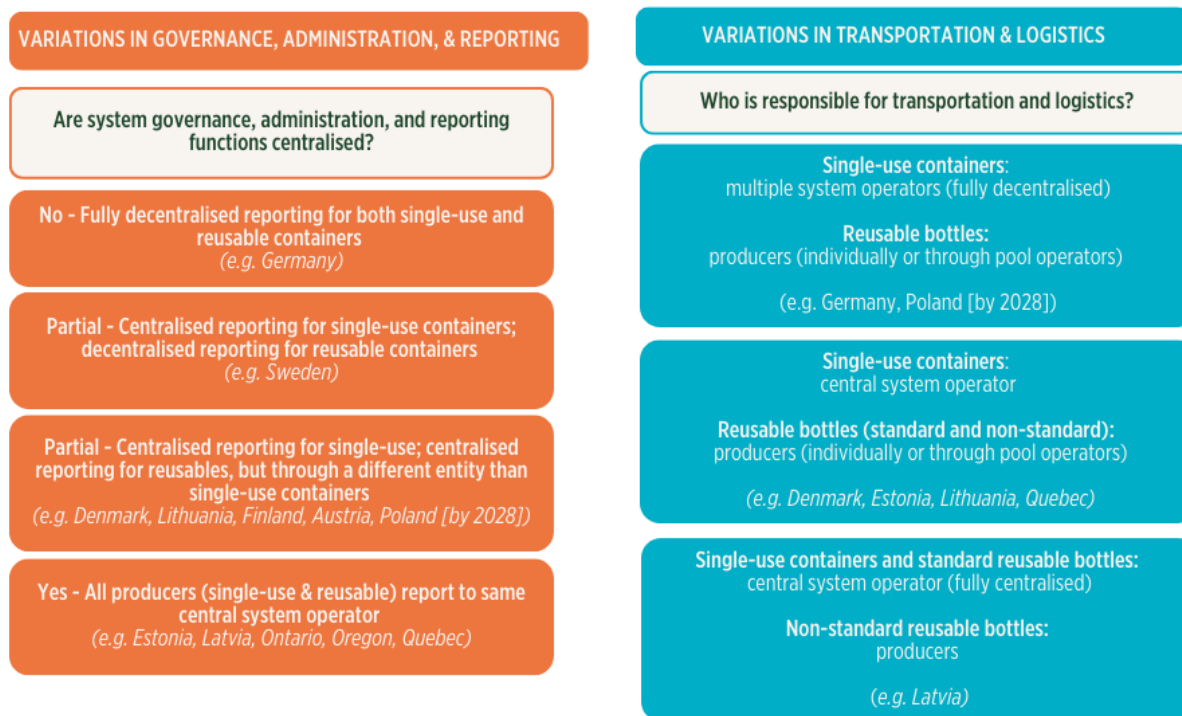


Figure 5 Understanding variations in mixed DRS – two key operational functions

## Who is responsible for transportation and logistics?

### Fully centralised collection for single-use + standard reusables

In some systems (e.g. Latvia), single-use containers and standard reusable bottles move through the same centrally coordinated logistics network, while non-standard reusable bottles remain producer-managed. This model reflects partial operational integration while recognising that non-standard bottles often circulate in brand-specific loops.

	Single-use containers	Standard reusable bottles	Non-standard reusable bottles
Entity responsible for transport logistics	Central system operator	Central system operator	Producers

### Centralised for single-use, producer-managed for all reusables

Other systems (e.g. Denmark, Estonia, Lithuania) centralise logistics only for single-use containers. All reusable bottles (standard and non-standard) are collected and transported by producers, either individually or through pool operators.

Here, reuse logistics remain largely separate from the central DRS material flow, even when governance and reporting are integrated.

	Single-use containers	Standard reusable bottles	Non-standard reusable bottles
Entity responsible for transport logistics	Central system operator	Producers/pool operators	Producers

### Fully decentralised single-use + producer-managed reusables

In some jurisdictions (e.g. Germany, Poland), even single-use container logistics are decentralised, handled by multiple system operators or competing entities. Reusables are still managed directly by producers or pool systems. This represents the most decentralised operational structure.

	Single-use containers	Standard reusable bottles	Non-standard reusable bottles
Entity responsible for transport logistics	Multiple system operators	Producers/pool operators	Producers

## Are system governance, administration, and reporting functions centralised?

How producers report data, pay fees, and interact with DRS operators is a defining feature of how integrated a mixed DRS is at the governance level. Even where logistics differ, reporting structures often reveal whether a system operates as a single coordinated framework or as parallel schemes.

### Fully centralised governance and reporting

In some jurisdictions (e.g. Latvia, Ontario, Oregon, Quebec), all producers placing beverage containers on the market, whether single-use or reusable, report to the same central system operator. Financial flows, data reporting, and administrative oversight are consolidated under one designated entity, even where physical logistics for reusable containers may still involve producer-led reverse logistics.

Under this model, one central body is responsible for:

- Producer registration across all in-scope container type
- Reporting of containers placed on the market (POM) and return volumes
- Collection of producer fees and management of deposit clearing and reimbursements
- System-wide performance monitoring and regulatory reporting

This structure creates a single administrative interface between producers and the DRS, reducing duplication and simplifying compliance, particularly for producers placing both single-use and reusable formats on the market. It also

enables consolidated, system-wide data on return rates, material flows, and financial performance, improving transparency and policy oversight.

From an integration perspective, this represents the highest level of governance alignment in a mixed DRS. Reuse and recycling streams may still differ operationally (e.g. who transports and washes reusable bottles), but they function within a shared regulatory, financial, and reporting framework.

### **Fully decentralised governance and reporting**

In this model (e.g. Poland, Germany), neither single-use nor reusable containers are administered through a single, central system operator. Instead, both streams are governed and reported through separate, decentralised structures, often involving multiple operators, clearing entities, or industry-led organisations.

Producers interact with different entities depending on container type and, in some cases, even within the same container category. Reporting on containers placed on the market (POM), return volumes, and financial clearing of deposits and fees may be handled by different organisations, and data flows are not consolidated through one administrative hub. This creates a system architecture that is functionally distributed rather than centrally coordinated.

From a regulatory and oversight perspective, this means system performance is monitored through a combination of actors rather than a single body. While legal obligations (such as take-back requirements) may still be clearly defined, compliance monitoring and financial clearing rely more heavily on coordination between industry actors. As a result, the system can appear cohesive to consumers at the point of return, while remaining institutionally fragmented behind the scenes.

### **Partial centralisation: single-use centralised, reuse decentralised**

In some jurisdictions (e.g. Sweden), governance, administration, and reporting are fully centralised for single-use containers, but reusable containers operate through separate, producer-led systems outside the core DRS administrative structure. A central system operator is responsible for the single-use DRS, including producer registration, data reporting on containers placed on the market (POM), return rate tracking, financial clearing of deposits and fees, and overall system oversight. Reusable containers, however, are managed through independent, producer-run arrangements, often organised by brewers or beverage industry associations. These reuse systems typically handle their own reporting, financial flows, logistics coordination, and performance tracking without being integrated into the central DRS administrator's data or compliance framework. As a result, consumers may still experience a degree of integration at the point of return, however, behind the scenes, the systems function as parallel structures with limited administrative alignment

### **Partial centralisation: both centralised, but through different entities**

In some countries (e.g. Denmark, Lithuania, Finland), single-use and reusable containers are both managed under central governance, but the governance is split between separate organisations. Each type of container has its own dedicated central authority responsible for overseeing operations, setting standards, and ensuring compliance. This means that while governance is highly centralised within each container stream, there is no single entity coordinating across the entire system.

- **Single-use containers:** Managed by one central organisation that handles collection, refunds, processing, and reporting for all single-use beverage containers.
- **Reusable containers:** Managed by a separate central organization responsible for the logistics, washing, and redistribution of refillable containers.

## Other factors influencing mixed DRS design

While the organisation of governance/reporting and transport logistics explains much of the structural variation observed across mixed DRS, these functions do not operate in isolation. A number of additional factors further shape how systems operate in practice, and their effects are closely linked to the degree of centralisation within each function. These include the types of reusable bottles allowed in the system (standardised versus non-standard formats), whether reusable containers are managed through pooling arrangements or not, and how deposits are structured across single-use and reusable containers. All these variables further define how the system functions in practice and have direct implications for consumer convenience, collection point operations, producer costs and competitiveness, and the overall efficiency of the system.

The sections that follow examine these design variables in more detail and illustrate how different combinations interact with the two core operational functions of integration described above.

### Reusable bottle formats: Standard vs. non-standard

Reusable bottles may be either standard or non-standard, and this choice has implications for system efficiency, scalability, and how logistics are organised within a mixed DRS.

**Standard reusable bottles** are uniform in size, shape, colour, and material, and can be used across multiple brands or beverage types within the system (e.g. the same 500ml brown glass used by multiple brewers) (see Figure 6). This uniformity



simplifies washing, storage, transport, and handling, reducing operational complexity and costs. Standardisation is a

Figure 6 Examples of standard reusable glass bottles used in Europe and North America

prerequisite for pooling systems (coordinated sharing of packaging), where bottles circulate among participating producers rather than returning to a single brand owner. Because they can be processed together, standard bottles support shared washing infrastructure, economies of scale, and easier system expansion, as new producers can join without modifying equipment or logistics.

**Non-standard reusable bottles (also referred to as individually shaped, unique, brand-specific, or iconic bottles)** are designed and owned by individual producers or brands, and typically feature distinctive shapes, sizes, or materials that support brand identity and product differentiation (see Figure 7). These bottles can still be fully included in a mixed DRS and returned through the same consumer-facing infrastructure. However, because they must be sorted separately and returned to their originating producer, their downstream logistics differ. Collection may occur through shared return points, but transport, washing, and redistribution are usually managed through producer-specific reverse logistics systems. As a result, these formats tend to be operationally decentralised, even within otherwise centralised systems. Their inclusion in a DRS is particularly important for large brands, whose high volumes can sustain efficient closed-loop logistics and for whom packaging plays a key role in market differentiation.



*Figure 7 Examples of non-standard reusable glass bottles*

This distinction between bottle formats directly affects the logistics dimension of integration. Standard bottles are more likely to be physically collected, transported, and processed within central or pooled systems, similar to single-use containers. Non-standard bottles, by contrast, often remain decentralised beyond the point of return.

Because bottle format has such a strong influence on logistics efficiency, some DRS operators allow both standard and non-standard reusable bottles (e.g. Finland, Latvia, Ontario, Quebec, Germany), while others are actively working to limit the proliferation of unique formats. Where too many bottle types circulate, sorting complexity increases, washing lines become less efficient, and transport costs rise, which can undermine the performance advantages of reuse systems. In **Lithuania**, producers wishing to introduce a new reusable bottle design are required to withdraw an existing one, effectively capping the total number of formats in circulation. **Estonia** has taken a more prescriptive approach: non-standard bottles that were already on the market prior to the introduction of the DRS are allowed to remain (effectively grandfathered), but no new non-standard bottle formats may be introduced. Any new reusable bottles must meet strict conditions, including a minimum annual market volume of 2 million units, the absence of brand-specific design features, and a requirement that the producer grant the system operator the right to use and sublicense the bottle design. These measures steer the system toward standardised, poolable formats and help maintain centralised, efficient reuse logistics.

#### Did you know?

Bottle design strongly affects logistical integration. Standard bottles support centralised collection, shared washing infrastructure, and economies of scale. Non-standard (brand-specific) bottles require sorting and producer-specific reverse logistics, increasing decentralisation even within otherwise integrated systems. Pooling models therefore sit squarely within the logistics dimension, as they determine how far physical flows can be shared.

From a system design perspective, bottle format choices also shape who can realistically participate in reuse systems. While standard bottle formats offer simplicity, a mixed DRS that accommodates both standard and non-standard reusable bottles more accurately reflects market realities and enables broader producer participation without materially reducing system efficiency.

## Reuse system: Pooled vs. non-pooled

Another important operational choice is whether reusable bottles are shared (pooled) among producers or managed by individual producers.

**A pooled reuse system** is one in which producers participate in a shared pool of bottles. Bottles can be refilled by any participating producer, regardless of who first placed them on the market. Advantages include:

- Reduces duplication and streamlines handling (shares facilities for washing and redistribution allow all participants to use the same infrastructure, minimising duplication in production, storage, and cleaning while improving operational efficiency)
- Maximises economies of scale
- Supports small producers (who don't need to manage their own logistics)
- Avoids the capital investment needed to purchase a reusable bottle inventory as an individual producer.

**The opposite of a pooled reuse system is a fully decentralised reuse system (non-pooled, fragmented, brand-specific)**, where each producer manages its own reusable bottle stock and logistics, without sharing bottles with others. For smaller producers, this can result in higher per-unit costs (due to lack of economies of scale as well as the front-end capital expenditure) and greater logistical complexity. However, large producers with high sales volumes may be able to manage, wash, and circulate their bottles efficiently within their own facilities.

## Deposit structure: Same vs. different for single-use and reusables

In jurisdictions operating mixed DRS, deposit levels may either be the same for single-use and reusable containers (as in the Baltic countries) or differ between them. Where deposits are differentiated, reusable containers may carry either a lower or higher deposit. A higher deposit value typically reflects the greater upfront production cost of reusable packaging and the need to ensure its return for multiple rotations. For example, in Poland, the deposit on reusable bottles is 1 PLN (€0.24), double the 0.5 PLN (€0.12) deposit applied to single-use bottles and cans. This structure is not universal. In Germany, for instance, deposits on reusable bottles typically range between €0.08 and €0.15, much lower than the deposit for single-use containers which is set at €0.25.

Given that the economic viability of refillable systems depends heavily on achieving high return rates, brand owners and system operators should retain the flexibility to adjust - including increase — the deposit level on reusable bottles where necessary. Ensuring an adequate financial incentive is critical to protecting return performance, maintaining bottle pools and safeguarding the long-term sustainability of reuse systems.

Each of these design decisions shapes the consumer experience, producer and retailer engagement, and overall efficiency of a mixed DRS. While no single combination is universally superior, understanding these variables helps policymakers and system operators make informed choices that balance convenience, environmental impact, and operational feasibility.

## Examples of mixed DRS: High-level overview

Table 2 shows how selected jurisdictions across Europe and North America have implemented mixed DRS across administrative, legal, and operational dimensions. For more detailed information on each system, see our companion piece to this report titled *Mixed DRS: Case studies* available on our [website](#).

Table 1 High-level comparison of mixed DRS by jurisdiction: Administrative, legal, and operational integration of reusable and single-use containers

	Single-use glass included?	Integration of reusables: mandatory (through legislation or other binding agreement) or voluntary)?	Centralised reporting through a single operator for both single-use and reusable containers?	Entity responsible for transport logistics (e.g. pick-up from collection points, redistribution of reusable containers to producers)?	Deposit values for single-use vs. reusable containers: same or different?	Reusable pooling system?	Reusable bottle formats	Reusable market share (2026)
<b>Austria</b>	No	<b>Voluntary:</b> deposits on reusable glass bottles are not mandated by law but are instead governed through industry agreements, coordinated with the Austrian Chamber of Commerce	No (producers of single-use containers report to Recycling Pfand Österreich; producers of reusable containers report to the government portal)	<b>Single-use containers:</b> central system operator (Recycling Pfand Österreich)  <b>Reusable containers (non-standard):</b> producers	<b>Different</b>  <i>Single-use containers:</i> €0.25  <i>Reusable containers:</i> €0.20	No	Non-standard only	25%
<b>Denmark</b>	Yes	<b>Legislated requirement:</b> DRS legislation requires reusable containers to be subject to a deposit	Yes (producers of both single-use and reusable containers report to the same system operator Dansk Retursystem)	<b>Single-use containers:</b> central system operator (Dansk Retursystem)  <b>Reusable containers (non-standard):</b> producers	<b>Different*</b> <i>Deposit values for reusable containers broadly mirror those for single-use containers, with slight differences in size thresholds for glass.</i>  Plastic (single-use and reusable):	No	Non-standard only	10%

	Single-use glass included?	Integration of reusables: mandatory (through legislation or other binding agreement) or voluntary)?	Centralised reporting through a single operator for both single-use and reusable containers?	Entity responsible for transport logistics (e.g. pick-up from collection points, redistribution of reusable containers to producers)?	Deposit values for single-use vs. reusable containers: same or different?	Reusable pooling system?	Reusable bottle formats	Reusable market share (2026)
					<ul style="list-style-type: none"> <li>• &lt;1 L: 1.5 DKK (€0.20)</li> <li>• ≥1 L: 3 DKK (€0.40)</li> </ul> Aluminium: <ul style="list-style-type: none"> <li>• &lt;1 L: 1 DKK (€0.13)</li> <li>• ≥1 L: 3 DKK (€0.40)</li> </ul> Single-use glass: <ul style="list-style-type: none"> <li>• &lt;1L: 1 DKK (€0.13)</li> <li>• ≥1: 3 DKK (€0.40)</li> </ul> Reusable glass: <ul style="list-style-type: none"> <li>• &lt;500ml: 1 DKK (€0.13)</li> <li>• &gt;500 ml: 3 DKK (€0.40)</li> </ul>			
<b>Estonia</b>	Yes	<b>Legislated requirement:</b> DRS legislation requires	Yes (producers of both single-use and reusable containers report to Eesti Pandipakend [EEP])	<b>Single-use containers:</b> central system operator (Eesti Pandipakend)	<b>Same</b> €0.10	No	Standard and non-standard (see footnote) <sup>1</sup>	13%

<sup>1</sup>Non-standard bottles that were already on the market prior to the introduction of the DRS may continue to be sold. These existing bottle shapes are effectively grandfathered in and may remain in use until the producer voluntarily decides to phase them out. However, no new non-standard bottle formats may be introduced to the market. Any new reusable bottles placed on the market must comply with the following requirements:

- The annual volume placed on the market must be at least 2 million units
- Bottles must not include brand-specific features; so-called “branded” bottles are prohibited.

	Single-use glass included?	Integration of reusables: mandatory (through legislation or other binding agreement) or voluntary)?	Centralised reporting through a single operator for both single-use and reusable containers?	Entity responsible for transport logistics (e.g. pick-up from collection points, redistribution of reusable containers to producers)?	Deposit values for single-use vs. reusable containers: same or different?	Reusable pooling system?	Reusable bottle formats	Reusable market share (2026)
		reusable containers to be subject to a deposit		<p><b>Reusable containers (non-standard):</b> producers</p> <p><b>Reusable containers (standard):</b> producers</p>				
<b>Finland</b>	Yes	<b>Voluntary, but with tax-based obligation:</b> There is no legal requirement for reusable bottles to be included in a DRS, however, producers of beverages in reusable bottles who do not join a DRS (such as that managed by EkoPullo) must pay the beverage packaging tax, making DRS for reuse the de facto norm)	No (producers of single-use containers report to Suomen Palautuspakkaus Oy [Palpa]; producers of reusable containers report to EkoPullo)	<p><b>Single-use containers:</b> central system operator (Palpa)</p> <p><b>Reusable containers (non-standard):</b> producers</p> <p><b>Reusable containers (standard):</b> producers</p>	<p><b>Same</b></p> <p><i>Single-use containers:</i></p> <ul style="list-style-type: none"> <li>• Metal, PET up to 1L, glass: €0.10</li> <li>• PET &gt;1L: €0.20</li> </ul> <p><i>Reusable containers:</i> €0.10</p>	Yes	Standard and non-standard	2%
<b>Germany</b>	Yes	<b>Voluntary, producer-managed:</b> The DRS for reusable bottles is 100% voluntary and producer-managed	No (there is no central body responsible for gathering audited data from producers, whether that be for single-use or reusable containers)	<p><b>Single-use containers:</b> various system operators (decentralised)</p> <p><b>Reusable containers (non-standard):</b> producers</p>	<p><b>Different</b></p> <p><i>Single-use containers:</i> €0.25</p> <p><i>Reusable containers:</i> €0.08 to €0.15</p>	Yes	Standard and non-standard	49%

- The producer introducing a new bottle must grant EPP (system operator) the right to use the bottle, including the right to sublicense it. This allows the DRS to authorise other producers to use the same bottle design)

	Single-use glass included?	Integration of reusables: mandatory (through legislation or other binding agreement) or voluntary)?	Centralised reporting through a single operator for both single-use and reusable containers?	Entity responsible for transport logistics (e.g. pick-up from collection points, redistribution of reusable containers to producers)?	Deposit values for single-use vs. reusable containers: same or different?	Reusable pooling system?	Reusable bottle formats	Reusable market share (2026)
				<b>Reusable containers (standard):</b> various pooling systems managed by private entities (e.g. GDB)				
<b>Latvia</b>	Yes	<b>Legislated requirement:</b> DRS legislation requires reusable containers to be subject to a deposit	Yes (producers of both single-use and reusable containers [standard and non-standard] report to the same system operator DIO)	<b>Single-use containers:</b> central system operator (DIO)  <b>Reusable containers (non-standard):</b> producers  <b>Reusable bottles (standard):</b> system operator (DIO)	<b>Same</b> €0.10	Yes	Standard and non-standard	14%
<b>Lithuania</b>	Yes	<b>Legislated requirement:</b> DRS legislation requires reusable containers to be subject to a deposit	Partial (producers of single-use containers report to USAD; producers of reusable containers report POM to Depozito Sistemos Administratorius [DESA])	<b>Single-use containers:</b> central system operator (USAD)  <b>Reusable containers (non-standard):</b> producers (In some cases, USAD is contracted by individual producers regarding logistics' services for reusable bottles <sup>1</sup> )	<b>Same</b> €0.10	No	Non-standard only ( <i>see note</i> ) <sup>2</sup>	20%

<sup>2</sup>Initially, there were 7 breweries participating in the system and there was only one standardised bottle format. Over time, however, the number of non-standard reusable bottle types in circulation increased significantly, from 6 types in 2007 to 30 in 2018 to about 35 today. To prevent uncontrolled proliferation of new non-standard bottle formats, any producer wishing to introduce a new bottle design is now required to remove an existing one.

	Single-use glass included?	Integration of reusables: mandatory (through legislation or other binding agreement) or voluntary)?	Centralised reporting through a single operator for both single-use and reusable containers?	Entity responsible for transport logistics (e.g. pick-up from collection points, redistribution of reusable containers to producers)?	Deposit values for single-use vs. reusable containers: same or different?	Reusable pooling system?	Reusable bottle formats	Reusable market share (2026)
Sweden	No	<b>Voluntary, producer-managed:</b> The DRS for reusable bottles is 100% voluntary and producer-managed	No (producers of single-use containers report to Returpack; producers of reusable containers report to Swedish Environment Agency)	<b>Single-use containers:</b> central system operator (Returpack)  <b>Reusable containers (non-standard):</b> producers	<b>Different</b> <i>Single-use containers:</i> <ul style="list-style-type: none"> <li>Aluminium and small PET bottles: SEK 2 (€0.19)</li> <li>Large PET bottles: SEK 3 (€0.28)</li> </ul> <i>Reusable containers (330ml and 500ml):</i> 3 SEK (€0.28)	No	Non-standard only	3%
Poland	No	<b>Legislated requirement:</b> DRS legislation requires reusable containers to be subject to a deposit* (*Based on the novelisation of the Act of Law from 13 July 2023 which took place in Q4 2025, reusable glass bottles up to 1.5L should have been subject to the new DRS as of 1 January 2026. However, as of the time of writing (Q1 2026), proceedings are ongoing in the Polish Parliament to address a proposed delay in the	Partial ( <i>note:</i> Under legislation adopted in 2023 introducing a DRS for single-use plastic and aluminium containers, producers are required to fulfil reporting obligations through a licensed system operator. However, Polish law allows for multiple system operators to be licensed in parallel, meaning there is no single, centralised reporting body. As a result, while producers placing both single-use and reusable containers on the market may choose to report to the same system operator, reporting data are not consolidated through a single central entity. This reflects Poland's	<b>Single-use containers:</b> multiple system operators (decentralised)  <b>Reusable containers (non-standard):</b> producers	<b>Different</b> <i>Single-use containers:</i> 0.50 PLN (€0.12)  <i>Reusable containers:</i> 1 PLN (€0.24)	No	Non-standard only (individual shapes per producer/product line)	13%

	Single-use glass included?	Integration of reusables: mandatory (through legislation or other binding agreement) or voluntary)?	Centralised reporting through a single operator for both single-use and reusable containers?	Entity responsible for transport logistics (e.g. pick-up from collection points, redistribution of reusable containers to producers)?	Deposit values for single-use vs. reusable containers: same or different?	Reusable pooling system?	Reusable bottle formats	Reusable market share (2026)
		implementation of the deposit for reusable glass bottles until the end of 2028)	long-standing tradition of decentralised, producer-managed systems for reusable containers. In addition, legislative proceedings are ongoing to delay the mandatory inclusion of reusable glass bottles in the DRS until the end of 2028; until then, the inclusion of reusable containers remains at the discretion of individual system operators' licences)					
<b>Oregon, US</b>	Yes	<b>Voluntary, producer-managed:</b> The DRS for reusable bottles is 100% voluntary and producer-managed	Yes		Same USD\$0.10	Yes	Standard	Unknown
<b>Ontario, Canada</b>	Yes <i>(alcohol only)</i>	<b>Voluntary, producer-managed:</b> The DRS for reusable bottles is 100% voluntary and producer-managed	Yes (The Beer Store submits an annual report to the provincial government detailing total sales and returns for all deposit beverage containers, including both single-use and reusable formats. However, brewers and wine and spirits producers themselves are not required to report their sales, since The Beer Store and the LCBO are the primary distributors of alcohol in Ontario).	<b>Single-use containers:</b> central system operator (The Beer Store) <b>Reusable containers (standard and non-standard):</b> The Beer Store collects and sorts both industry-standard and non-standard refillable bottles on behalf of producers. Bottles are returned to breweries either directly via backhaul during deliveries or from The Beer Store's distribution centre for return transport. Additionally, brewers conduct direct backhails, retrieving	<b>Same</b> (deposit differs by container size, but not by container type) <ul style="list-style-type: none"> <li><i>Single-use and reusable containers less than or equal to 630ml: CAD \$0.10 (€0.06)</i></li> <li><i>Single-use and reusable containers</i></li> </ul>	Yes	Standard and non-standard	12%

	Single-use glass included?	Integration of reusables: mandatory (through legislation or other binding agreement) or voluntary)?	Centralised reporting through a single operator for both single-use and reusable containers?	Entity responsible for transport logistics (e.g. pick-up from collection points, redistribution of reusable containers to producers)?	Deposit values for single-use vs. reusable containers: same or different?	Reusable pooling system?	Reusable bottle formats	Reusable market share (2026)
				empty containers and crates from HORECA during regular product deliveries.	greater than 630ml: CAD \$0.20 (€0.12)			
<b>Quebec, Canada</b>	Yes	<b>Voluntary, producer-managed:</b> The DRS for reusable bottles is 100% voluntary and managed by producers	Yes (producers of both single-use and reusable containers report to the Quebec Beverage Container Recovery Association [QBCRA])	<b>Single-use containers:</b> central system operator (Quebec Beverage Container Recovery Association [QBCRA])  <b>Reusable containers (standard and non-standard):</b> producers	<b>Same</b> (deposit differs by container size, but not by container type)  <i>Single-use and reusable containers 100 ml–499 ml:</i> CAD \$0.10 (€0.06)  <i>Single-use and reusable containers 500 ml–2 L:</i> CAD \$0.25 (€0.15)	Yes	Standard and non-standard	6-8% <sup>2</sup>

**Endnotes**

<sup>1</sup>Galadauskas, S. (November 2019). *Integration of Collection Infrastructure for Refillable and One Way Packaging in Lithuania*. [https://www.reloopplatform.org/wp-content/uploads/2019/11/Saulius\\_Galadauskas\\_Lithuanian-Brewers-Association.pdf](https://www.reloopplatform.org/wp-content/uploads/2019/11/Saulius_Galadauskas_Lithuanian-Brewers-Association.pdf)

<sup>2</sup>QBCRA/Consignaction. *Annual report 2023-2024*. <https://consignaction.ca/en/about-us/agrcb-consignaction/>

reloop resources  
remain  
resources  
[www.reloopplatform.org](http://www.reloopplatform.org)

Follow us   